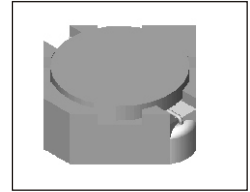


# SMT Power Inductor

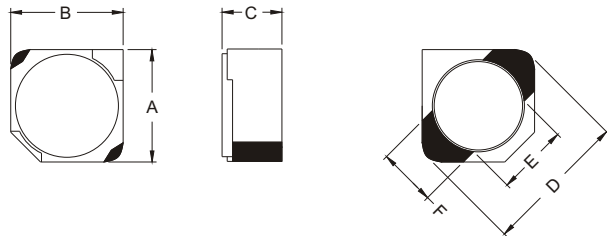
## SILM4018L Type

### Features

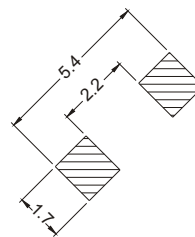
- RoHS compliant.
- Low profile(1.8mm max. height) SMD type.
- Magnetically shielded, suitable for high density mounting.
- Self-leads ,suitable for high density mounting.
- High energy storage and low DCR.
- Provided with embossed carrier tape packing.
- Ideal for power source circuits, DC-DC converter, DC-AC inverters inductor applications.
- In addition to the standard versions shown here, customized inductors are available to meet your exact requirements.



### Mechanical Dimension :



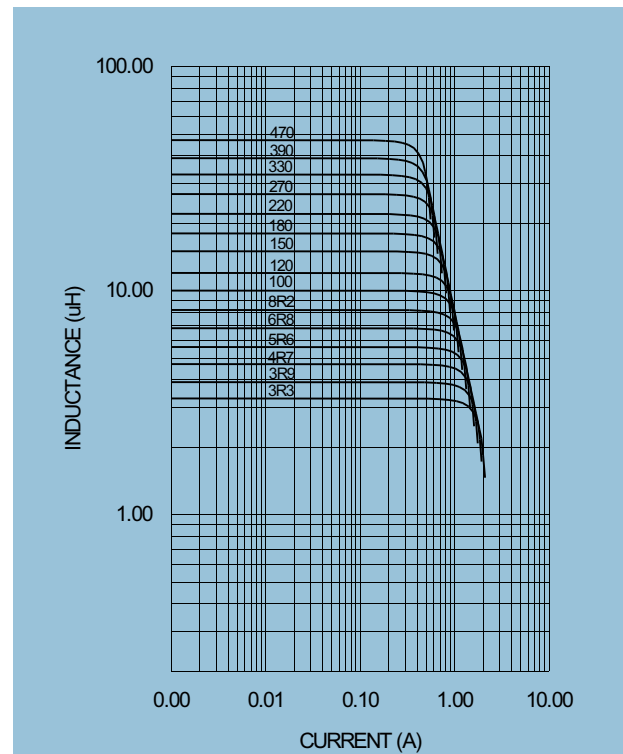
### RECOMMENDED PAD PATTERNS



UNIT:mm/inch  
 A = 4.0 / 0.157 Max.  
 B = 4.0 / 0.157 Max.  
 C = 1.8 / 0.071 Max.  
 D = 4.8 / 0.189 Max.  
 E = 2.9 / 0.114  
 F = 1.0 / 0.039

### Electrical Characteristics : 25°C: 100KHz, 0.1V

PART NO.	L <sup>1</sup> (uH)	DCR (mΩ) MAX	Isat <sup>2</sup> (Adc)	I <sub>r</sub> <sup>3</sup> (Adc)
SILM4018L - 3R3	3.3	66	0.80	2.00
SILM4018L - 3R9	3.9	81	0.75	1.75
SILM4018L - 4R7	4.7	91	0.68	1.72
SILM4018L - 5R6	5.6	102	0.62	1.64
SILM4018L - 6R8	6.8	130	0.58	1.30
SILM4018L - 8R2	8.2	140	0.51	1.28
SILM4018L - 100	10.0	190	0.46	1.07
SILM4018L - 120	12.0	205	0.42	0.98
SILM4018L - 150	15.0	272	0.38	0.87
SILM4018L - 180	18.0	327	0.34	0.76
SILM4018L - 220	22.0	356	0.31	0.66
SILM4018L - 270	27.0	470	0.28	0.60
SILM4018L - 330	33.0	560	0.26	0.55
SILM4018L - 390	39.0	700	0.24	0.47
SILM4018L - 470	47.0	775	0.21	0.45



1. Tolerance of inductance : ±30%.
2. Isat is the DC current which cause the inductance drop 35% typical of its nominal inductance without current.
3. I<sub>r</sub> is the DC current which cause the surface temperature of the part increase less than 45°C.
4. Operating temperature : -20°C to 105°C. (including self-temperature rise).



**DELTA ELECTRONICS, INC.**

(TAOYUAN PLANT CPBG) 252, SAN YING ROAD, KUEISAN INDUSTRIAL ZONE, TAOYUAN SHIEN, 333, TAIWAN, R.O.C.

TEL: 886-3-3591968; FAX: 886-3-3591991

<http://www.deltaww.com>